

Signify Classified - Internal
Cooper Lighting Solutions Photometric Lab
1121 Highway 74 South
Peachtree City, GA 30269



Scaled data based on original data using
LM-79-08 Approved Method: Electrical and Photometric Measurements of Solid-
State Lighting Products

Test Report Prepared for
Cooper Lighting Solutions
(formerly Eaton)

Brand: STREETWORKS

Report Number: P869809

Luminaire Tested: **MEM2-HTN-SA-40-840-U-T1**

Issue Date: 08/21/2024



Test Information

Test Method: LM-79-08
Report Number: P869809
Test Lab: INNOVATION CENTER(G3)
Issue Date: 08/21/2024
Manufacturer: COOPER LIGHTING SOLUTIONS (FORMERLY EATON)
Product Line: STREETWORKS
Catalog Number: MEM2-HTN-SA-40-840-U-T1
Description: EPIC MODERN TALL HOUSING DISCRETE LED ARRAYS 40W 80CRI 4000K
FIXTURE w/ TYPE 1 DISTRIBUTION OPTIC
Light Source: (10) 4000K CCT, 80 CRI LEDS
Ballast/Driver: ELECTRONIC DRIVER

Summary

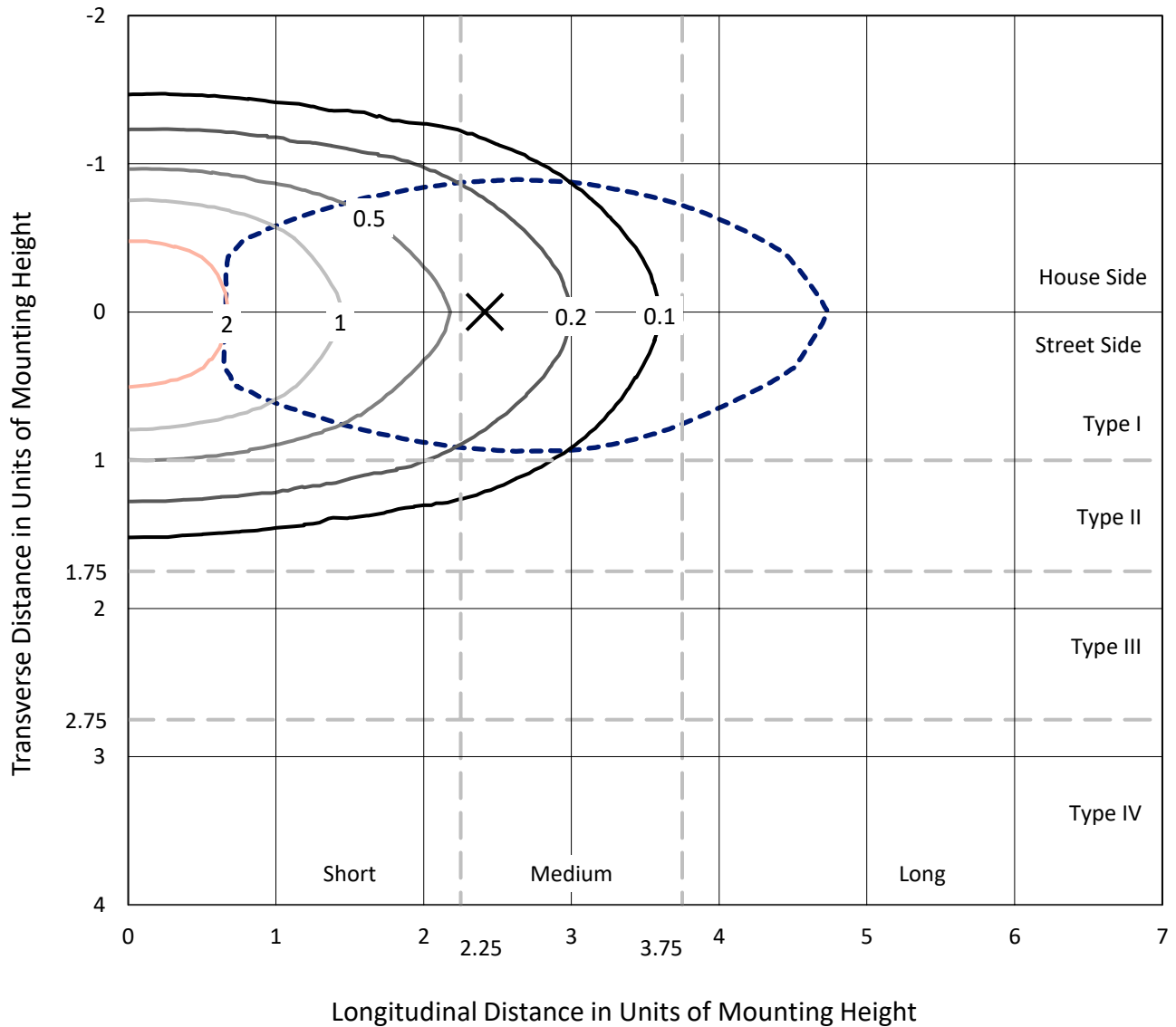
Lumens per Lamp: N/A
Luminaire Lumens: 4885.6 lumens
Efficiency: N/A
Efficacy: 148.9 lumens/watt
Luminous Opening: Rectangular (W 0.33' x L: 0.33' x H: 0')
IES Classification: Type I - Short
BUG Rating: B2 - U0 - G2

Input Watts (W): 32.8
Input Voltage (V): 120
Input Current (A_{in}): NR
Voltage Rise (V): NR
Power Factor: 0.99
Total Harmonic Distortion (THDi): 9.76%
Frequency (hertz): 60
Stabilization Time: NR
Operation Time: NR
Ambient Temperature (°C): NR
Test Distance: 24 FT

REPORT NUMBER: P869809
 CATALOG NUMBER: MEM2-HTN-SA-40-840-U-T1

Iso-Footcandle Lines of Horizontal Illumination

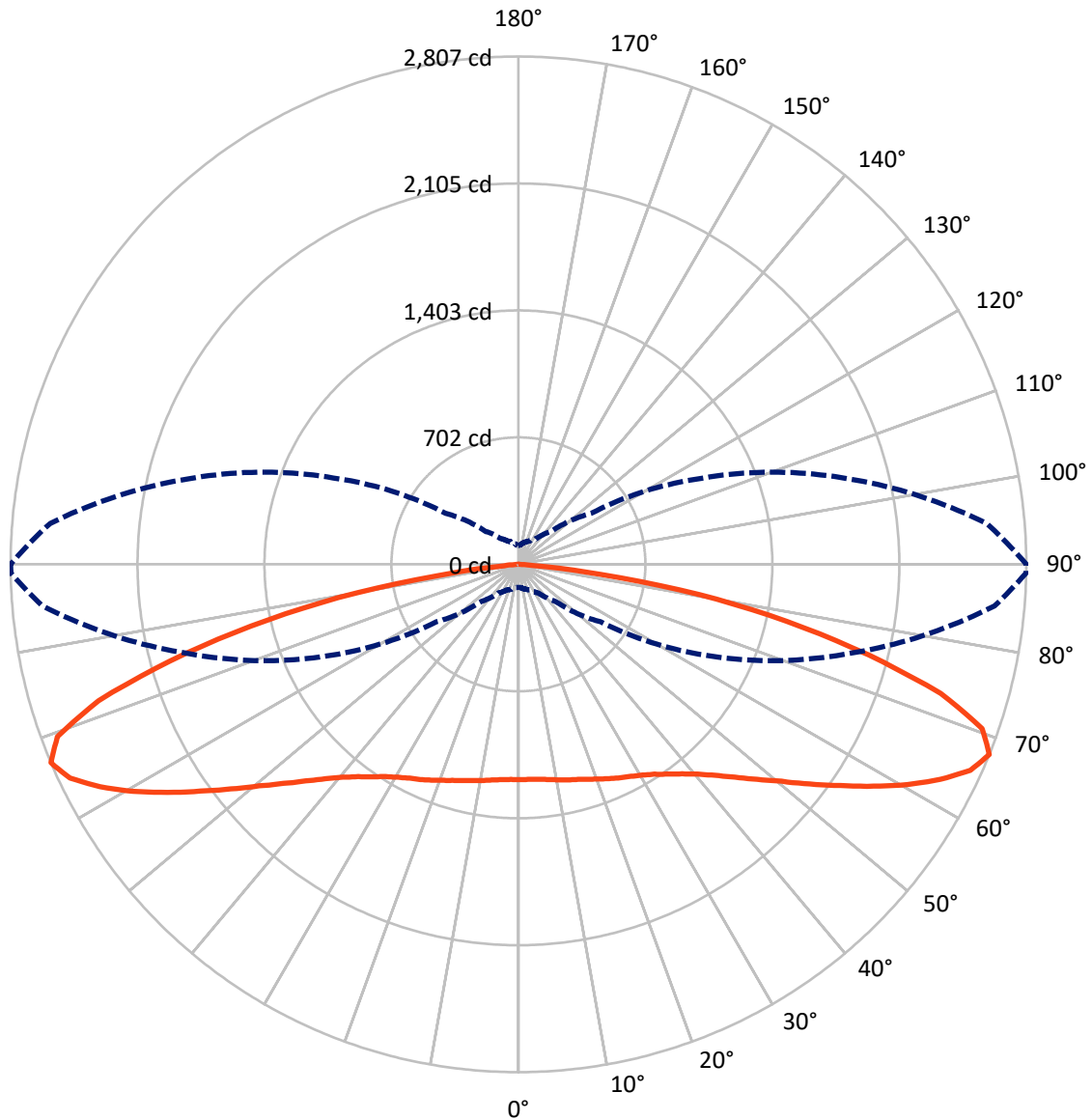
× Max cd
 - - - 1/2 Max cd



Based on 20 foot mounting height. Maximum calculated value = 3 fc
 Type I - Short - N/A

REPORT NUMBER: P869809
CATALOG NUMBER: MEM2-HTN-SA-40-840-U-T1

Luminous Intensity Polar Plot



— Vertical Plane Through 90-Deg Lateral - - - Horizontal Cone Through 67.5-Deg Vertical

REPORT NUMBER: P869809
 CATALOG NUMBER: MEM2-HTN-SA-40-840-U-T1

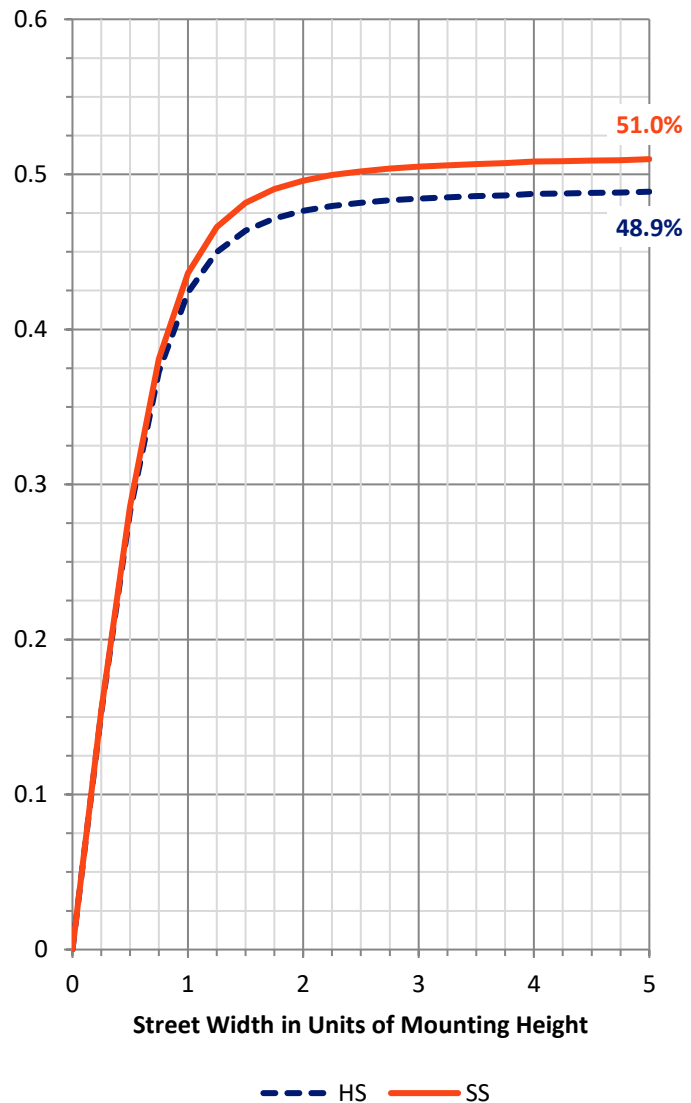
FLUX DISTRIBUTION:

		Downward	Upward	Total
House Side	Lumens	2399.4	0.0	2399.4
	% Fixture	49.1	0.0	49.1
Street Side	Lumens	2486.2	0.0	2486.2
	% Fixture	50.9	0.0	50.9
Total	Lumens	4885.6	0.0	4885.6
	% Fixture	100.0	0.0	100.0

Coefficient of Utilization

ZONAL LUMENS:

Zone	Lumens	% Fixture
0°-10°	114.1	2.3
10°-20°	342.8	7.0
20°-30°	567.4	11.6
30°-40°	752.3	15.4
40°-50°	848.2	17.4
50°-60°	869.6	17.8
60°-70°	821.3	16.8
70°-80°	503.9	10.3
80°-90°	65.9	1.3
90°-100°	0.0	0.0
100°-110°	0.0	0.0
110°-120°	0.0	0.0
120°-130°	0.0	0.0
130°-140°	0.0	0.0
140°-150°	0.0	0.0
150°-160°	0.0	0.0
160°-170°	0.0	0.0
170°-180°	0.0	0.0
0°-90°	4885.6	100.0
0°-180°	4885.6	100.0



REPORT NUMBER: P869809

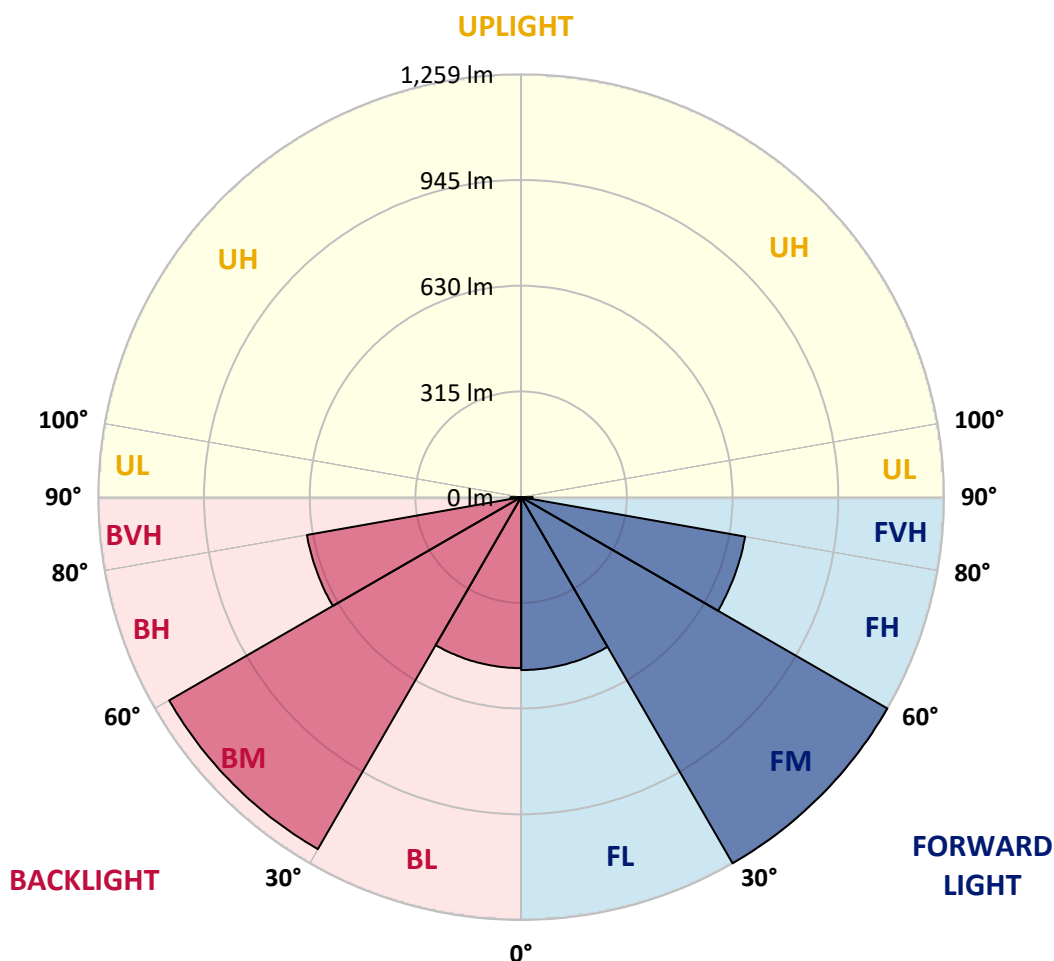
CATALOG NUMBER: MEM2-HTN-SA-40-840-U-T1

LUMINAIRE CLASSIFICATION SYSTEM LUMEN TABLE AND BUG RATING:

Zone	Lumens	% Fixture	Zone Rating/Lumen Limit		
			B	U	G
FL (0°-30°)	515.1	10.5			
FM (30°-60°)	1259.4	25.8			
FH (60°-80°)	677.3	13.9			G1/1800
FVH (80°-90°)	34.3	0.7			G1/100
BL (0°-30°)	509.2	10.4	B2/1000		
BM (30°-60°)	1210.7	24.8	B2/2500		
BH (60°-80°)	647.9	13.3	B2/1000		G2/1000
BVH (80°-90°)	31.6	0.6			G1/100
UL (90°-100°)	0.0	0.0		U0/0	
UH (100°-180°)	0.0	0.0		U0/0	

BUG Rating: B2-U0-G2

Type I Short





REPORT NUMBER: P869809

CATALOG NUMBER: MEM2-HTN-SA-40-840-U-T1

CANDELA DISTRIBUTION (FULL):

	0°	5°	15°	25°	35°	45°	55°	65°	75°	85°	89°
0°	1190.4	1190.4	1190.4	1190.4	1190.4	1190.4	1190.4	1190.4	1190.4	1190.4	1190.4
2.5°	1195.0	1195.0	1192.2	1187.5	1186.6	1187.5	1193.2	1190.4	1190.4	1191.3	1190.4
5°	1195.0	1195.0	1193.2	1188.5	1188.5	1188.5	1195.0	1192.2	1193.2	1194.1	1194.1
7.5°	1196.9	1196.9	1195.0	1191.3	1191.3	1191.3	1200.7	1198.8	1198.8	1201.6	1199.7
10°	1201.6	1199.7	1197.9	1198.8	1196.0	1200.7	1205.4	1206.3	1210.1	1211.9	1211.0
12.5°	1201.6	1199.7	1195.0	1200.7	1200.7	1207.2	1213.8	1217.6	1222.3	1222.3	1222.3
15°	1196.0	1194.1	1190.4	1199.7	1203.5	1211.9	1221.3	1226.9	1235.4	1235.4	1234.4
17.5°	1189.4	1186.6	1184.7	1198.8	1207.2	1218.5	1232.6	1240.1	1249.5	1250.4	1248.5
20°	1177.2	1176.3	1177.2	1196.0	1211.0	1226.9	1243.8	1254.1	1266.3	1270.1	1267.3
22.5°	1164.1	1164.1	1167.8	1193.2	1216.6	1238.2	1260.7	1273.8	1286.0	1289.8	1286.0
25°	1146.3	1146.3	1153.8	1183.8	1218.5	1250.4	1276.7	1294.5	1305.7	1309.5	1307.6
27.5°	1119.1	1119.1	1127.5	1165.0	1212.9	1259.8	1293.5	1314.2	1326.4	1330.1	1328.2
30°	1080.6	1078.7	1090.0	1136.9	1202.6	1270.1	1313.2	1334.8	1350.8	1353.6	1350.8
32.5°	1019.6	1022.5	1039.3	1098.4	1185.7	1276.7	1336.7	1362.0	1379.8	1385.5	1383.6
35°	945.5	950.2	973.7	1049.7	1153.8	1275.7	1361.1	1392.0	1415.5	1423.0	1422.1
37.5°	857.4	863.9	893.0	982.1	1105.9	1261.6	1383.6	1425.8	1456.8	1466.1	1468.0
40°	760.7	767.3	804.8	903.3	1041.2	1228.8	1396.7	1464.3	1505.5	1524.3	1527.1
42.5°	658.5	669.8	714.8	810.5	963.4	1176.3	1396.7	1501.8	1552.4	1587.1	1590.0
45°	560.0	569.4	623.8	717.6	879.9	1108.7	1380.8	1539.3	1616.2	1676.3	1674.4
47.5°	474.6	477.5	527.2	621.9	787.0	1031.8	1347.9	1573.1	1683.8	1763.5	1780.4
50°	386.5	393.0	435.2	529.0	692.3	947.4	1292.6	1594.6	1753.2	1874.2	1895.8
52.5°	324.6	325.5	357.4	443.7	593.8	845.2	1226.0	1600.3	1819.8	1994.2	2020.5
55°	264.5	269.2	296.4	361.1	499.0	744.8	1139.7	1591.8	1880.7	2110.6	2159.3
57.5°	227.0	227.9	247.6	299.2	421.2	637.9	1044.0	1563.7	1931.4	2239.1	2301.0
60°	195.1	195.1	210.1	249.5	340.5	533.7	931.5	1514.0	1959.5	2377.0	2467.0
62.5°	169.8	170.7	183.9	212.9	283.3	440.9	807.6	1436.1	1969.9	2510.2	2613.3
65°	153.8	154.8	162.3	182.0	233.6	358.3	681.0	1341.4	1955.8	2609.6	2743.7
67.5°	127.6	128.5	141.6	156.7	194.2	288.0	553.4	1210.1	1898.6	2640.5	2804.7
70°	97.6	100.4	118.2	134.1	161.3	229.8	424.9	1036.5	1761.6	2535.5	2704.3
72.5°	81.6	82.5	95.7	113.5	135.1	180.1	322.7	816.1	1553.4	2264.4	2452.0
75°	71.3	72.2	79.7	95.7	112.6	144.5	224.2	563.8	1239.1	1831.0	2002.7
77.5°	64.7	65.7	67.5	80.7	94.7	111.6	158.5	334.9	874.2	1399.5	1489.6
80°	61.9	61.9	57.2	66.6	77.9	87.2	106.0	192.3	560.9	943.7	1015.9
82.5°	44.1	43.1	39.4	41.3	47.8	47.8	54.4	79.7	214.8	398.7	432.4
85°	2.8	2.8	4.7	5.6	8.4	11.3	14.1	18.8	54.4	74.1	76.9
87.5°	0.9	0.9	0.9	0.9	0.9	1.9	1.9	1.9	2.8	3.8	3.8
90°	0.0	0.0	0.0	0.0	0.0	0.0	0.0	0.0	0.0	0.0	0.0



REPORT NUMBER: P869809

CATALOG NUMBER: MEM2-HTN-SA-40-840-U-T1

CANDELA DISTRIBUTION (continued):

	90°	95°	105°	115°	125°	135°	145°	155°	165°	175°	180°
0°	1190.4	1190.4	1190.4	1190.4	1190.4	1190.4	1190.4	1190.4	1190.4	1190.4	1190.4
2.5°	1189.4	1190.4	1190.4	1192.2	1194.1	1193.2	1192.2	1194.1	1191.3	1185.7	1184.7
5°	1193.2	1193.2	1192.2	1194.1	1196.0	1194.1	1192.2	1192.2	1190.4	1184.7	1183.8
7.5°	1200.7	1199.7	1199.7	1199.7	1199.7	1196.9	1194.1	1192.2	1189.4	1183.8	1181.0
10°	1211.0	1210.1	1209.1	1208.2	1203.5	1200.7	1196.0	1193.2	1189.4	1182.9	1181.0
12.5°	1222.3	1220.4	1218.5	1219.4	1210.1	1201.6	1196.9	1190.4	1187.5	1172.5	1169.7
15°	1233.5	1230.7	1229.8	1226.0	1216.6	1204.4	1195.0	1185.7	1176.3	1162.2	1157.5
17.5°	1248.5	1246.6	1241.0	1237.3	1224.1	1207.2	1193.2	1180.0	1167.8	1151.0	1148.1
20°	1266.3	1264.5	1258.8	1251.3	1234.4	1213.8	1194.1	1173.5	1158.5	1138.8	1134.1
22.5°	1286.0	1283.2	1278.5	1270.1	1248.5	1224.1	1196.9	1169.7	1147.2	1124.7	1121.9
25°	1306.7	1304.8	1300.1	1287.9	1264.5	1234.4	1196.9	1156.6	1128.4	1108.7	1100.3
27.5°	1326.4	1325.4	1319.8	1305.7	1281.3	1241.9	1188.5	1135.0	1097.5	1071.2	1065.6
30°	1351.7	1349.8	1343.3	1327.3	1300.1	1246.6	1171.6	1098.4	1051.5	1022.5	1014.0
32.5°	1382.7	1380.8	1371.4	1351.7	1322.6	1247.6	1147.2	1051.5	989.6	958.7	948.3
35°	1423.9	1420.2	1408.0	1384.5	1344.2	1238.2	1104.1	991.5	915.5	875.2	861.1
37.5°	1469.0	1464.3	1448.3	1419.2	1359.2	1212.9	1043.1	910.8	824.5	776.7	766.4
40°	1524.3	1517.7	1493.3	1453.0	1364.8	1168.8	974.6	828.3	736.4	683.8	671.6
42.5°	1593.7	1582.5	1543.1	1490.5	1353.6	1108.7	893.0	742.9	637.9	589.1	586.3
45°	1677.2	1659.4	1600.3	1527.1	1329.2	1033.7	806.7	647.2	546.9	499.0	486.8
47.5°	1775.7	1754.1	1666.9	1555.3	1281.3	956.8	713.8	554.4	462.4	413.7	404.3
50°	1884.5	1863.9	1737.2	1571.2	1229.8	866.7	622.9	471.8	379.9	339.6	339.6
52.5°	2016.8	1969.9	1804.8	1573.1	1151.0	767.3	535.6	391.2	318.9	283.3	275.8
55°	2157.5	2102.1	1865.7	1556.2	1069.4	676.3	441.8	325.5	261.7	236.4	229.8
57.5°	2314.1	2229.7	1909.8	1522.4	966.2	576.9	368.6	268.3	220.4	199.8	197.0
60°	2471.7	2362.9	1936.1	1465.2	856.4	485.0	306.7	224.2	189.5	174.5	171.7
62.5°	2618.0	2471.7	1938.0	1381.7	749.5	404.3	251.4	193.2	167.9	156.7	156.7
65°	2744.7	2562.7	1906.1	1274.8	613.5	324.6	207.3	163.2	146.3	134.1	131.3
67.5°	2806.6	2597.4	1849.8	1128.4	491.5	257.0	174.5	141.6	125.7	106.9	105.1
70°	2719.3	2497.0	1705.3	940.8	379.9	204.5	145.4	121.0	105.1	89.1	87.2
72.5°	2440.7	2229.7	1471.8	728.8	286.1	165.1	121.0	103.2	86.3	77.9	76.0
75°	1997.1	1854.5	1163.2	501.8	199.8	129.4	101.3	87.2	73.2	69.4	68.5
77.5°	1515.9	1378.9	849.9	314.2	137.0	101.3	86.3	74.1	63.8	66.6	64.7
80°	1012.1	949.3	564.7	178.2	91.9	74.1	65.7	54.4	48.8	56.3	54.4
82.5°	459.6	435.2	265.5	77.9	41.3	31.9	22.5	16.9	13.1	12.2	14.1
85°	76.9	67.5	18.8	8.4	4.7	2.8	1.9	1.9	0.9	0.9	0.9
87.5°	3.8	2.8	2.8	1.9	0.9	0.9	0.9	0.9	0.9	0.0	0.0
90°	0.0	0.0	0.0	0.0	0.0	0.0	0.0	0.0	0.0	0.0	0.0

LM-79-2019: Approved Method: Electrical and Photometric Measurements of Solid-State Lighting Products

Report Prepared for

Cooper Lighting Solutions

Streetworks

Report Number: SP1-2407-157-8

Test Date: 09/05/2024

Luminaire Tested: MEM2-HTN-SA-40-840-U-5WQ

Data in this report applies to families of products including MEM2-HTN-SA-40-840-U-5WQ

Test Information

Test Method: LM-79-2019
 Report Number: SP1-2407-157-8
 Test Lab: COOPER LIGHTING SOLUTIONS
 Photometer: SP1 - 76IN SPHERE
 Measurement Geometry: 4π
 Issue Date: 09/05/2024
 Manufacturer: COOPER LIGHTING SOLUTIONS
 Product Line: Streetworks
 Catalog Number: **MEM2-HTN-SA-40-840-U-5WQ**
 Description: Epic Modern Light Square 40W 5WQ Optic

Spectral Parameters

CCT (K): 3996
 CIE u': 0.2245
 CIE v': 0.5031
 Duv: 0.0012
 CIE x: 0.3815
 CIE y: 0.3799
 CIE z: 0.2386
 Peak Wavelength (nm): 449
 Dominant Wavelength (nm): 578
 Purity: 28.49233
 Rf: 82.6
 Rg: 95.1

CRI (Ra):	80.6		
R1:	78.1	R9:	-5.8
R2:	87.1	R10:	70.3
R3:	94.5	R11:	78.7
R4:	79.7	R12:	60.5
R5:	78.7	R13:	80.2
R6:	82.7	R14:	97.2
R7:	84.3	R15:	70.6
R8:	59.5		



Test Conditions

Stabilization Time: 29M
 Operation Time: 1H 29M
 Sphere Temperature (°C): 24.3

REPORT NUMBER: SP1-2407-157-8

Measurement and Test Equipment			
Instrument	Identification Number	Calibration Date	Calibration Due Date
Photometer	IN0058	6/18/2024	12/18/2024
Power Meter	INXT2011004	2/8/2024	2/8/2025
AC Power Source	IN0063	10/24/2023	10/24/2024
DC Power Source	IN0208	10/24/2023	10/24/2024
Sphere Thermometer	IN0085	10/24/2023	10/24/2024
Room Thermometer	IN0046	10/24/2023	10/24/2024

REPORT NUMBER: SP1-2407-157-8

CIE 1931 Chromaticity Diagram



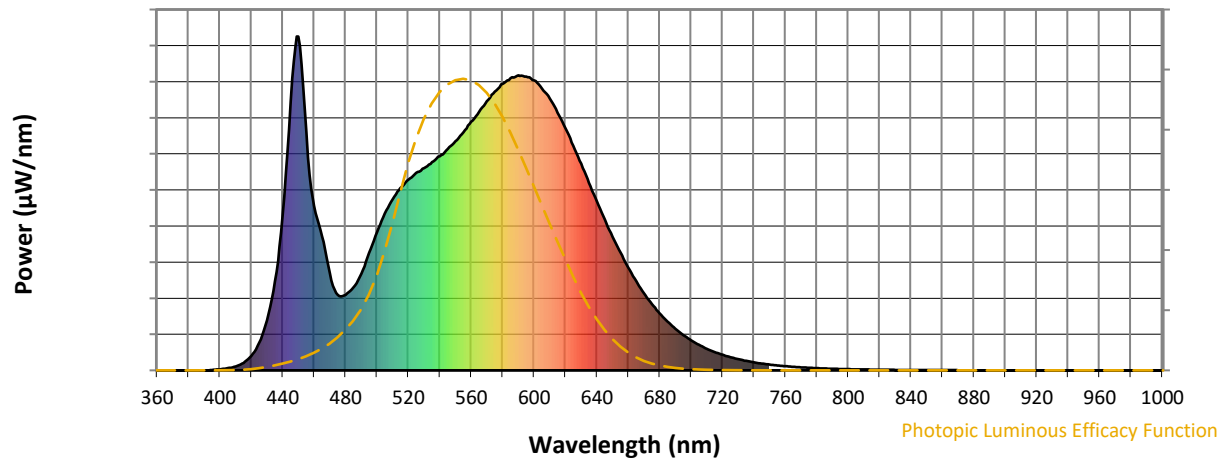
CIE 1931 Chromaticity Diagram with 2017 ANSI 7-Step and 4-Step Quadrangles



Point lies inside the ANSI 4000K 4-step quadrangle

REPORT NUMBER: SP1-2407-157-8

Photopic Flux vs. Wavelength



Photopic Lumens: NR

λ (nm)	Power W [^] /nm	Lumens (ϕ /nm)	λ (nm)	Power W [^] /nm	Lumens (ϕ /nm)	λ (nm)	Power W [^] /nm	Lumens (ϕ /nm)	λ (nm)	Power W [^] /nm	Lumens (ϕ /nm)	λ (nm)	Power W [^] /nm	Lumens (ϕ /nm)
360	0	NR	490	289	NR	620	725	NR	750	17	NR	880	0	NR
365	0	NR	495	351	NR	625	673	NR	755	15	NR	885	0	NR
370	0	NR	500	414	NR	630	619	NR	760	13	NR	890	0	NR
375	0	NR	505	470	NR	635	562	NR	765	11	NR	895	0	NR
380	0	NR	510	513	NR	640	506	NR	770	9	NR	900	0	NR
385	0	NR	515	546	NR	645	452	NR	775	8	NR	905	0	NR
390	0	NR	520	571	NR	650	400	NR	780	7	NR	910	0	NR
395	1	NR	525	592	NR	655	352	NR	785	6	NR	915	0	NR
400	3	NR	530	606	NR	660	307	NR	790	5	NR	920	0	NR
405	6	NR	535	624	NR	665	267	NR	795	4	NR	925	0	NR
410	12	NR	540	642	NR	670	231	NR	800	4	NR	930	0	NR
415	22	NR	545	663	NR	675	199	NR	805	3	NR	935	0	NR
420	44	NR	550	686	NR	680	171	NR	810	3	NR	940	0	NR
425	83	NR	555	713	NR	685	146	NR	815	2	NR	945	0	NR
430	150	NR	560	745	NR	690	125	NR	820	2	NR	950	0	NR
435	267	NR	565	774	NR	695	106	NR	825	2	NR	955	0	NR
440	466	NR	570	806	NR	700	90	NR	830	1	NR	960	0	NR
445	804	NR	575	835	NR	705	76	NR	835	1	NR	965	0	NR
450	1000	NR	580	858	NR	710	65	NR	840	1	NR	970	0	NR
455	715	NR	585	875	NR	715	55	NR	845	1	NR	975	0	NR
460	492	NR	590	884	NR	720	47	NR	850	1	NR	980	0	NR
465	402	NR	595	880	NR	725	40	NR	855	1	NR	985	0	NR
470	288	NR	600	868	NR	730	34	NR	860	1	NR	990	0	NR
475	226	NR	605	844	NR	735	28	NR	865	1	NR	995	0	NR
480	227	NR	610	814	NR	740	24	NR	870	0	NR	1000	0	NR
485	248	NR	615	771	NR	745	20	NR	875	0	NR			

REPORT NUMBER: SP1-2407-157-8

Scotopic Flux vs. Wavelength



Scotopic Lumens: NR

S/P: 1.66

λ (nm)	Power W [^] /nm	Lumens (φ/nm)	λ (nm)	Power W [^] /nm	Lumens (φ/nm)	λ (nm)	Power W [^] /nm	Lumens (φ/nm)	λ (nm)	Power W [^] /nm	Lumens (φ/nm)	λ (nm)	Power W [^] /nm	Lumens (φ/nm)
360	0	NR	490	289	NR	620	725	NR	750	17	NR	880	0	NR
365	0	NR	495	351	NR	625	673	NR	755	15	NR	885	0	NR
370	0	NR	500	414	NR	630	619	NR	760	13	NR	890	0	NR
375	0	NR	505	470	NR	635	562	NR	765	11	NR	895	0	NR
380	0	NR	510	513	NR	640	506	NR	770	9	NR	900	0	NR
385	0	NR	515	546	NR	645	452	NR	775	8	NR	905	0	NR
390	0	NR	520	571	NR	650	400	NR	780	7	NR	910	0	NR
395	1	NR	525	592	NR	655	352	NR	785	6	NR	915	0	NR
400	3	NR	530	606	NR	660	307	NR	790	5	NR	920	0	NR
405	6	NR	535	624	NR	665	267	NR	795	4	NR	925	0	NR
410	12	NR	540	642	NR	670	231	NR	800	4	NR	930	0	NR
415	22	NR	545	663	NR	675	199	NR	805	3	NR	935	0	NR
420	44	NR	550	686	NR	680	171	NR	810	3	NR	940	0	NR
425	83	NR	555	713	NR	685	146	NR	815	2	NR	945	0	NR
430	150	NR	560	745	NR	690	125	NR	820	2	NR	950	0	NR
435	267	NR	565	774	NR	695	106	NR	825	2	NR	955	0	NR
440	466	NR	570	806	NR	700	90	NR	830	1	NR	960	0	NR
445	804	NR	575	835	NR	705	76	NR	835	1	NR	965	0	NR
450	1000	NR	580	858	NR	710	65	NR	840	1	NR	970	0	NR
455	715	NR	585	875	NR	715	55	NR	845	1	NR	975	0	NR
460	492	NR	590	884	NR	720	47	NR	850	1	NR	980	0	NR
465	402	NR	595	880	NR	725	40	NR	855	1	NR	985	0	NR
470	288	NR	600	868	NR	730	34	NR	860	1	NR	990	0	NR
475	226	NR	605	844	NR	735	28	NR	865	1	NR	995	0	NR
480	227	NR	610	814	NR	740	24	NR	870	0	NR	1000	0	NR
485	248	NR	615	771	NR	745	20	NR	875	0	NR			

REPORT NUMBER: SP1-2407-157-8

Melanopic Flux vs. Wavelength



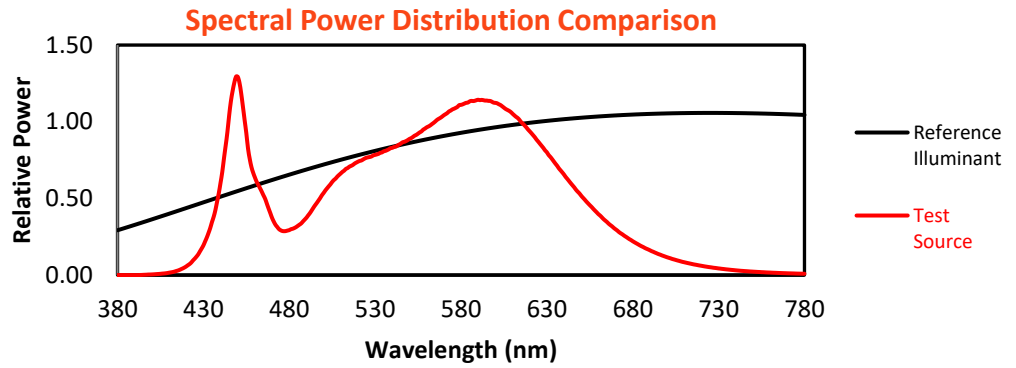
Melanopic Lumens: NR

M/P: 3.37

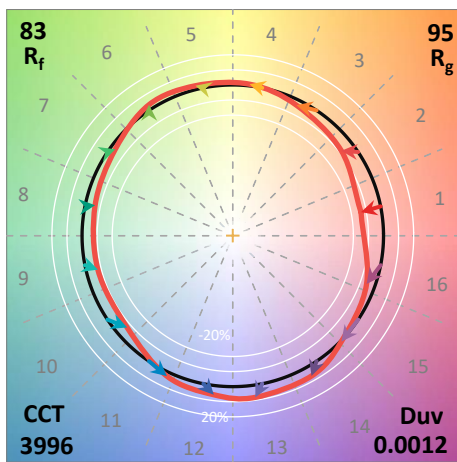
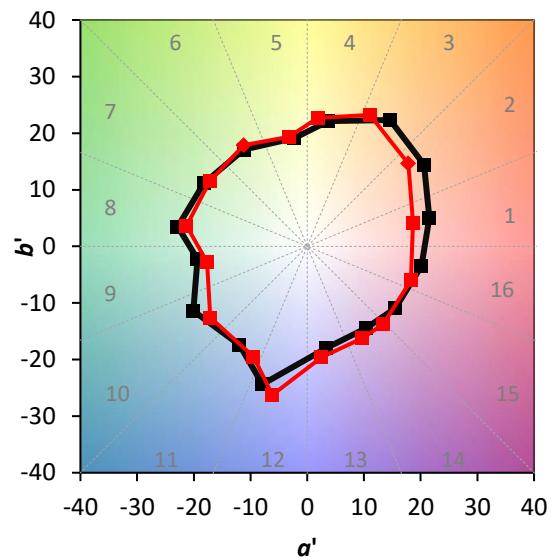
λ (nm)	Power W [^] /nm	Lumens (φ/nm)	λ (nm)	Power W [^] /nm	Lumens (φ/nm)	λ (nm)	Power W [^] /nm	Lumens (φ/nm)	λ (nm)	Power W [^] /nm	Lumens (φ/nm)	λ (nm)	Power W [^] /nm	Lumens (φ/nm)
360	0	NR	490	289	NR	620	725	NR	750	17	NR	880	0	NR
365	0	NR	495	351	NR	625	673	NR	755	15	NR	885	0	NR
370	0	NR	500	414	NR	630	619	NR	760	13	NR	890	0	NR
375	0	NR	505	470	NR	635	562	NR	765	11	NR	895	0	NR
380	0	NR	510	513	NR	640	506	NR	770	9	NR	900	0	NR
385	0	NR	515	546	NR	645	452	NR	775	8	NR	905	0	NR
390	0	NR	520	571	NR	650	400	NR	780	7	NR	910	0	NR
395	1	NR	525	592	NR	655	352	NR	785	6	NR	915	0	NR
400	3	NR	530	606	NR	660	307	NR	790	5	NR	920	0	NR
405	6	NR	535	624	NR	665	267	NR	795	4	NR	925	0	NR
410	12	NR	540	642	NR	670	231	NR	800	4	NR	930	0	NR
415	22	NR	545	663	NR	675	199	NR	805	3	NR	935	0	NR
420	44	NR	550	686	NR	680	171	NR	810	3	NR	940	0	NR
425	83	NR	555	713	NR	685	146	NR	815	2	NR	945	0	NR
430	150	NR	560	745	NR	690	125	NR	820	2	NR	950	0	NR
435	267	NR	565	774	NR	695	106	NR	825	2	NR	955	0	NR
440	466	NR	570	806	NR	700	90	NR	830	1	NR	960	0	NR
445	804	NR	575	835	NR	705	76	NR	835	1	NR	965	0	NR
450	1000	NR	580	858	NR	710	65	NR	840	1	NR	970	0	NR
455	715	NR	585	875	NR	715	55	NR	845	1	NR	975	0	NR
460	492	NR	590	884	NR	720	47	NR	850	1	NR	980	0	NR
465	402	NR	595	880	NR	725	40	NR	855	1	NR	985	0	NR
470	288	NR	600	868	NR	730	34	NR	860	1	NR	990	0	NR
475	226	NR	605	844	NR	735	28	NR	865	1	NR	995	0	NR
480	227	NR	610	814	NR	740	24	NR	870	0	NR	1000	0	NR
485	248	NR	615	771	NR	745	20	NR	875	0	NR			

Summary

$R_f = 82.6$
 $R_g = 95.1$
 CIE $R_a = 80.6$
 $R_9 = -5.8$



Color Vector Graphics



Individual Sample Fidelity Index ($R_{f,i}$)

CES01 = 85	CES26 = 79	CES51 = 94	CES76 = 72
CES02 = 61	CES27 = 93	CES52 = 94	CES77 = 82
CES03 = 31	CES28 = 90	CES53 = 88	CES78 = 71
CES04 = 69	CES29 = 83	CES54 = 89	CES79 = 91
CES05 = 48	CES30 = 95	CES55 = 88	CES80 = 88
CES06 = 50	CES31 = 86	CES56 = 84	CES81 = 80
CES07 = 40	CES32 = 78	CES57 = 84	CES82 = 95
CES08 = 39	CES33 = 90	CES58 = 84	CES83 = 95
CES09 = 29	CES34 = 85	CES59 = 90	CES84 = 90
CES10 = 74	CES35 = 92	CES60 = 91	CES85 = 78
CES11 = 57	CES36 = 85	CES61 = 87	CES86 = 73
CES12 = 63	CES37 = 91	CES62 = 87	CES87 = 83
CES13 = 42	CES38 = 95	CES63 = 84	CES88 = 86
CES14 = 74	CES39 = 98	CES64 = 78	CES89 = 76
CES15 = 71	CES40 = 94	CES65 = 75	CES90 = 87
CES16 = 46	CES41 = 98	CES66 = 75	CES91 = 72
CES17 = 49	CES42 = 92	CES67 = 73	CES92 = 62
CES18 = 56	CES43 = 88	CES68 = 77	CES93 = 78
CES19 = 71	CES44 = 99	CES69 = 82	CES94 = 60
CES20 = 65	CES45 = 93	CES70 = 72	CES95 = 70
CES21 = 86	CES46 = 90	CES71 = 67	CES96 = 82
CES22 = 78	CES47 = 95	CES72 = 89	CES97 = 90
CES23 = 91	CES48 = 84	CES73 = 65	CES98 = 84
CES24 = 90	CES49 = 89	CES74 = 93	CES99 = 73
CES25 = 71	CES50 = 94	CES75 = 69	



Color Rendition by Hue-Angle Bin



Measure Comparisons



(END OF REPORT)